

Mill House Quilts

100 Baker Street • Waunakee, WI 53597

(608) 849-6473 • info@millhousequilts.com • www.millhousequilts.com

Hours: Monday – Saturday, 9am – 5pm • Thursday, 9am – 8pm • Sunday, 12 – 4pm

YOUR QUILTING HAVEN

SEPTEMBER–DECEMBER 2009



Quilt Expo

SEPTEMBER 10-12

Quilt Expo is Thursday through Saturday, September 10-12 at the Alliant Center in Madison. It's a great show. We'll be there vending and will also extend our normal store closing time on Friday and Saturday to 6:00. Those who come to the store may sign up to win a \$100 Mill House gift certificate. Drawing will be Saturday evening at 6:00.

AQS Quilt Show in Des Moines

OCTOBER 29-30



We are sending a bus to the AQS Quilt Show in Des Moines October 29-30. The bus leaves at 6:30 Thursday morning and returns Friday night about 8:30. The fee of \$119, double occupancy, includes bus, dinner Thursday, and motel room. Single rate is \$145.



Fall Mystery!

ARRIVING IN ARKANSAS

Pick your fabric, grab your bags, and be ready to travel with Thornberry Quilts to Arkansas. Our trip starts with Clue 1 in September and ends with Clue 4 in December. Clues are free if you pick them up during the current month, and \$1.00 for each back clue. You may choose to do the whole mystery by mail for \$15.00.

A WEEK WITH GRANDMA.

What can a ten year old girl do? She likes the feel of fabric and textures—cutting squares is fun. She's able to use the sewing machine—why not teach her how to pin and sew accurate seams? Why not spend the day assisting while she sews her quilt top? Tomorrow is block of the month club—I really don't want to miss it. I'll ask if she would like to go along. "Sure, Grandma, but can I take my quilt top for show and tell?" Her face is absolutely beaming as she shows her completed top. What a great week! When can she come and stay with grandma again?

Do you know what? This actually happened at one of our August club meetings. It's a thrill to know that there are people of all ages who get excited about working and building with fabric.

Dianne

BUS HOP!

OCTOBER 2-3



Another shopping weekend! We've got a fabulous two day, eight store, four state shop hop lined up for Friday and Saturday, October 2-3.

The fee of only \$119, double occupancy, includes the bus, all meals, and your motel room. Stores on the trip include Quilter's Quarters, Spring Valley, MN, Quilting Connection, Ames, IA, Pine Needles Sewing Center, Cedar Rapids, IA, Susan's Calico Creations, Fulton, IL, Sew Many Antiques, Pearl City, IL, Tammy Tadd Designs, Sycamore, IL, Life's A Stitch Quilt Shoppe, Janesville, WI, and Mill House Quilts, Waunakee, WI. Call now and start packing your bags.

CRAZY QUILT WORKSHOP

OCTOBER 5 & 7

We are pleased to have Sheila Groman, award winning quilter from Arizona, here for a Crazy Quilt workshop. The workshop begins Monday afternoon and continues on Wednesday. This is a great opportunity to learn about crazy quilt embellishment. Details in the class section.



ANNUAL SALE!

NOVEMBER 19-22

Our biggest sale of the year! Details will be announced in November.

NEARLY INSANE REUNION

THURSDAY, OCTOBER 15 • 6:30-7:30 PM

Bring your finished quilt, completed top, or pieces of your completed top and join Kathy for a great evening!

ST JOHN'S PIECEMAKER'S QUILT SHOW OCTOBER 30-31

CERTIFIED QUILT APPRAISALS

NOVEMBER 7

Carol Butzke, certified quilt appraiser, will be at Mill House Quilts Saturday, November 7, from 9:00-5:00. Carol will provide a written appraisal at the end of each half hour quilt appointment. \$40 per appraisal.

GADGET GURU

THIRD WEDNESDAY • 10:30-1:30

September's topic is the multi-angle wedge ruler. October is the Inchie Ruler Tape for machine quilting with a companion book, *One Line at a Time*. November is Fast to Cut half and quarter diamond templates with companion book, *Quick Star Quilts and Beyond*. No meeting in December.

BUCK A BLOCK 6

Buck A Block 6 begins September 1. The Buck A Block™ program by Thangles entitles you to a block kit for \$1 a month for 12 months if you follow the rules. When you sign up, you get the current month's kit for \$1. As long as you make the block and bring it to the store any time during the next month, you will continue to get the current month's kit for \$1. Any past month's kit is \$3. If you do more than one colorway, you get the first kit for a dollar and each additional kit for \$3. A limited number of finishing kits are available. **10% discount on any Buck 6 finishing kits purchased in September or October.**



THORNBERRY QUILTS: STAR SPANGLED TABLE RUNNER

Try this versatile three star runner made from 2½" strips.

CONKERR CANCER PILLOWCASES

Thanks to everyone who has brought in pillowcases. The following excerpts are from an email from the regional director for ConKerr Cancer. "1 year and 1300 pillowcases delivered...your pillowcase donations have made it possible for us to reach our goal each month at the hospital...(They) add much needed color to the whiteness of their beds...We had all the holidays covered...some of the more popular (pillowcases) are sports related....The thanks I get are truly meant for all of you, so thank you." Mill House is a Conkerr Cancer drop off site. Details and a pattern can be found online at www.ConKerrCancer.org.

Mill House Quilts has monthly clubs which meet to share a common interest. All clubs are free and may be joined at any time. Several require a special purchase.

Clubs

CLUB NEWS: Scrap Club's September meeting date is the 19th. 6" Block of the Month club will have work days in November and December. Nearly Insane is having a reunion October 15. Sylvia's Bridal Sampler Club starts Thursday, November 19, 6:30-7:30.

6-INCH BLOCK OF THE MONTH CLUB

1st Tuesday of the Month • 9:30-11:00am • FREE

The book *Sylvia's Bridal Sampler* was begun in June and will be used for several years. Each month 1 or 2 blocks are presented. Bring in completed blocks from the last month's demonstration and have a chance to win free fat quarters. Stay to sew days after the November and December meetings. Book required.

BLOCK OF THE MONTH CLUB

1st Thursday of the Month • 10:00-11:00am • FREE

Pieceful Nights, a sampler quilt by Lori Smith, is the project chosen for 2009. One block will be done each month. Pattern required.

STRIP CLUB

2nd Thursday of the Month • 6:00-7:30pm • FREE

Waunakee's only strip club. Each month a pattern will be presented using 2½" strips, and we'll have a strip exchange based on a theme. September's color is purple, October is orange, and November is Christmas. Hosted by Jane Vaughan.

APPLIQUE CLUB

2nd Friday of the Month • 9:30-11:30am • FREE

Bring any appliqué project you are working on or have questions about. Share ideas, help, and conversation as you complete your project. Hosted by Loretta Holmen.

SCRAP LOVERS CLUB

2nd Saturday of the Month • 9:30-10:30am • FREE

Share ideas and get a free pattern as an incentive to dig into your stash. We'll have an Ugliest Fabric Contest, and the other the I'm Saving This Fabric for That Perfect Pattern Contest. **Note: September's meeting is Saturday, September 19.** Hosted by Dianne Larson.

UFO CLUB

3rd Wednesday of the Month • 9:30-10:30am • FREE

Do you have three or more UnFinishedObjects (quilts) needing more than the binding? Register your UFO's by bringing them to a meeting. Every completed UFO earns you one entry to win a \$25.00 Mill House gift certificate. Drawing occurs at the June and December meetings. Hosted by Dianne Larson.

EQ CLUB

3rd Thursday of the Month • 10:00-11:00am • FREE

Do you have Electric Quilt 5 or 6 and want to explore its uses? We'll share tips and ideas for using Electric Quilt. Bring a laptop if you can. All skill levels are welcome. Hosted by Fran Heisey.

SYLVIA'S BRIDAL SAMPLER CLUB

3rd Thursday of the Month • 6:30-7:30pm • FREE

Make your own version of the 140 block sampler quilt made for Sylvia and Andrew's wedding in Jennifer Chiaverini's *The Master Quilter*. Kathy will guide you through the blocks. *Sylvia's Bridal Sampler* book required. Starts November 19. Hosted by Kathy Doyle.

Class Schedule

BEGINNING QUILTING

Thursdays, September 17, 24,
October 1, 8, 15, & 22, 5:30-8:30

Learn all the basics of quilt making in this six week class. In the first session you'll learn how to use the Rotary cutter and how to pick fabrics. Then you'll learn about machine piecing, settings, sashing, quilting and binding using patterns from the book *Sampler Schoolhouse* by Brenda Henning. You must know how to use your sewing machine.

Instructor: Donna Mather..... \$78

BEGINNING SEWING FOR KIDS

Thursday, September 17, 6:00-8:00

Have an itch to stitch? Get in touch with your creative side while learning to sew a fun and simple pillowcase. Geared to the beginning sewer, this class will introduce you to sewing basics while providing step-by-step instructions for your individualized pillowcase. Suitable for ages 10 and up.

Instructor: Jane Kraemer..... \$25



POCKETS A PLENTY PURSE, TOTE, OR RETREAT BAG

Mondays, September 21 & 28, 9:30-12:30

Barb is a whiz with pockets. You may make either the purse, tote, or retreat bag Pockets A Plenty. These bags have lots of wonderful pockets. If you have ever avoided zippers, take this class and learn how easy they are to sew.

Instructor: Barb Buskirk..... \$40


www.millhousequilts.com

Check out the classes online for more photos and updates.

BEGINNING QUILTING

Wednesdays, September 23, 30,
October 14, 21, 28, November 4, 9:30-12:30

This comprehensive class covers the basic steps in the traditional quilt making process, including fabric selection and preparation, accurate rotary cutting and sewing, block construction (by machine), adding sashing and borders, quilting, and binding. Completion of each step in succession will ensure a completed project by the end of the 6-week class. Some homework will be required. Basic knowledge of your sewing machine is a prerequisite.



Instructor: Jane Kraemer..... \$78

CLEANING OUT THE SEWING ROOM

Thursday, September 24, 5:30-8:30

This quilt uses the scraps you have lying around. It can be any size, depending on how many strips you make. You'll feel great using those scraps, your room will be cleaner, and you'll have a great quilt to show for your efforts. Graduates are welcome to repeat the class for fun, inspiration, and finishing help. Kathy will demonstrate a method of quilt as you go.

Instructor: Kathy Doyle..... \$30

BEGINNING BEAD EMBELLISHMENT

Friday, September 25, 9:30-3:30

Explore all the basic stitches used in bead embroidery. You'll go home with a sampler containing lots of bead embroidery stitches, hand-outs with information about beads, threads, and embroidery techniques, and many fun ideas to try at home. Learn some new ways to liven up quilts, garments, and just about anything made of fabric. (M)

Instructor: Lisa Binkley..... \$50

FABRIC SELECTION MADE EASY

Tuesday, September 29, 9:30-12:00

One of the hardest parts of making a quilt can be choosing the fabrics. You will construct a fabric selection guide book, and gain new knowledge in hands-on exercises that will give you confidence. No sewing in this class.

Instructor: Linda Halpin..... \$30

MASTERING HAND QUILTING

Tuesday, September 29, 1:00-4:00

Whether you have quilted before or not, this class is for you. Begin as if you are new to the topic, and explore the world of poke-pull (stab stitch) quilting. Poke-pull quilting allows you to make quilting stitches that are truly reversible. No more calluses, no sore fingers, and no need for a thimble. Pokepull quilting is especially good for those with arthritis, carpal tunnel, or limited flexibility due to mastectomies.

Instructor: Linda Halpin..... \$30

Class Schedule

CARRIAGE WHEEL RUG

Thursdays, October 1 & 8, 5:30-8:30

Phyllis “wheely” knows how to make round rugs and mats. Using cotton or wool fabric strips you can customize your size from table mat to floor rug. If you want to use a carriage wheel and don’t have one, Phyllis can get one for you. Let us know if you need a wheel at least a week before class starts.

Instructor: Phyllis Karr \$35

BUTTON BACK RUNNER

NEW!



Friday, October 2, 9:30-4:00

This reversible runner uses the Cotton Theory Method of quilt as you go. You can have two different seasons in one runner making it a wonderful gift, or a really usable runner for your own home. With pieces pre cut before class, you will be done or almost done at the end of class. ④

Instructor: Alice Brickl. \$50

BEGINNING ELECTRIC QUILT (EQ)

Sunday, October 4, 12:30-3:30

Here is your chance to see what Electric Quilt is all about and investigate how EQ can be used to enhance and challenge your quilting skills. We will cover the highlights of the program and start you on your way with designing a block and quilt. Laptops are nice, but not mandatory for the class. We will be using the EQ6 version, but you can also bring EQ5 to the class.

Instructor: Evelyn Larrison. \$30

CRAZY QUILT WORKSHOP

NEW!

Monday, October 5, 1:00-4:00 and

Wednesday, October 7, 9:30-3:30

Learn the Victorian style of crazy quilting from Arizona’s award winning art quilter



Sheila Groman. Sheila will have a number of her quilts along to show and share ideas. Surface embellishment using a variety of threads, laces, ribbons, buttons, and other items will be discussed and demonstrated. Sheila will provide embellishment kits for a small fee. Play with fancy scraps, bring along a special garment you’re ready to cut into a memory, and start your own crazy quilt. ④

Instructor: Sheila Groman \$95

FALL IS IN THE AIR

NEW!



Tuesday, October 6, 12:30-4:30

Flying geese, bright stars in the clear night sky, pumpkins, a cozy house, and falling leaves—signs that “fall is in the air.” Learn lots of techniques in class and then decorate your house for the season with this colorful wallhanging.

Instructor: Mary Cain \$35

QUICK AND EASY

Wednesday, October 7,

9:30-12:30

Quick and Easy is well named. Using strip-pieced four patches and alternate blocks, you can whip up a quilt in a short time. If you want a refresher quilting class, this class is for you.



Instructor: Mary Cain \$30

PRAIRIE SAMPLER WORKSHOP

Fridays, October 9 & 23, 9:30-3:30

This class takes the mystery out of how to arrange blocks of varying sizes in the same quilt. The blocks were inspired by the Little House on the Prairie Series and adapted from Linda’s book Quilting with Laura. Linda shows you the necessary techniques to machine piece the blocks. All skill levels. ④

Instructor: Linda Halpin \$95

OVAL TOOTHBRUSH RUG

Tuesdays, October 13 & 20, 9:30-12:30

This is a great class for learning how to make area rugs and using scraps. The name comes from the original needle which was a broken off toothbrush handle. The rugs are easy to make, can be any size, and any color.

Instructor: Phyllis Karr \$35

EASY RUNNER

Tuesday, October 13, 12:30-3:30

Choose your theme, fall or Christmas. With easy piecing and fusible appliques, you’ll have this runner done in no time. It’s a great gift, and also a great accent for your own table. All skill levels will enjoy this pattern.

Instructor: Mary Cain \$30

RAG QUILT

Wednesday, October 14, 9:30-3:30

Cuddle up tonight in one of the coziest and easy to make quilts! Find a full description in the November listing. ④

Instructor: Denise Matson \$45

BACKGROUND BONANZA

Thursday, October 15, 9:30-3:30

From stippling to simple grids, filling quilt background with interesting patterns is encouraged with machine quilting. In this hands-on workshop, the texture of the background of the quilt is covered. Join Joanie for a very full and creative day expanding your free-motion skills creating a wholecloth sampler of patterns. Any experience level, any machine quilter, domestic or longarm is welcome. More important than previous free-motion experience is a desire to learn, and a machine that is in good working order with thread that you have tried before class. ④


Instructor: Joanie Zeier Poole \$55

TREES FOR SALE NEW!

Friday, October 16, 9:30-3:30

Choose your tree—no two are just alike. This fun, whimsical pattern uses a pack of Layer Cake™ squares and a little bit of border fabric. Have fun mixing and matching your tree parts to make this colorful wallhanging. ☹

Instructor: Irene Stoll..... \$50



TURQUOISE TRAIL NEW!



Friday, October 23, 9:30-3:30

Learn how to use your Tri-Rec Rulers while making this star studded quilt. You can make the same sized quilt, or a smaller one. 2 1/2" strips are used for the background and stars. ☹

Instructor: Denise Matson \$50

BEADING ON THE EDGE

Saturday, October 24, 9:30-12:30

This class is a fun exploration of the many ways to use beads along the edges of quilts, garments, or other cloth items. You'll learn several edging stitches as well as a variety of fringe techniques by creating a sampler to take home for future reference and inspiration. Beginning Bead Embellishment class or prior experience with bead embroidery helpful but not required.

Instructor: Lisa Binkley \$30

I SPY...NOT JUST FOR KIDS

Tuesday, October 27, 9:30-3:30

Have you wanted to learn how to piece a hexagon quilt? This class is for you. You can either make a traditional I Spy quilt using novelty prints, or pick your favorite fabrics to make a wallhanging. Either way, it's a winner. ☹

Instructor: Denise Matson \$55



TABLE TOPPER

**Thursday, October 29, 5:30-8:30
and Friday, October 30, 9:30-4:00**

This class teaches the Cotton Theory Method of quilting as you go. Starting on Thursday evening and continuing Friday, means you only have to carry your machine once for a two session class! Kits with Christmas on one side and winter on the other will be available, or choose your own fabrics. All pieces must be cut before class. It also makes a great wallhanging. ☹

Instructor: Alice Brickl..... \$55



Our all day classes have the option of a catered lunch or bring your own brown bag lunch.

OVAL TOOTHBRUSH RUG NEW!

Thursdays, November 5 & 12, 5:30-8:30

This is a great class for learning how to make area rugs and using scraps. The name comes from the original needle which was a broken off toothbrush handle. The rugs are easy to make, can be any size, and any color.

Instructor: Phyllis Karr \$35

FAN SWEATSHIRT JACKET

Thursdays, November 5 & 19, 9:30-12:30

Turn a cozy sweatshirt, new or used, into a knock out jacket by covering the front and back of the sweatshirt. Roberta is an expert with any sizing alterations that might be needed. You'll end up with a soft, cozy, flattering jacket.

Instructor: Roberta Phillips \$40

COTTON THEORY PROJECTS "HELP LINE"

Friday, November 6, 9:30-4:00

Do you need help or motivation to finish a Cotton Theory project? Did you buy a kit at Expo and aren't sure how to start? Bring any unfinished Cotton Theory project you want to work on, and Alice will give you any help you need. ☹

Instructor: Alice Brickl..... \$45

FABRIC ODYSSEY NEW!

Tuesday, November 10, 9:30-12:30

This dramatic quilt from Quilt Mania Magazine gives scrap quilting a new look. Each rectangular block contains three framed windows of patches featuring an array of fabrics in your favorite color palette. Judy provides her adaptation for readily piecing this 70" x 82" quilt.

Instructor: Judy Ward..... \$30

TEE SHIRT QUILT

Wednesday, November 11, 9:30-2:00

Memory quilts make great gifts for many occasions. Bring in the tee shirts you wish to use. Dianne will show you several different ways to make tee shirt quilts using any number of shirts. ☹

Instructor: Dianne Larson \$35



IRENE'S HOLD ANYTHING BAG



**Friday, November 13,
1:00-3:30**

Go Green with this adorable bag that can be used for your own needs, or as a perfect gift wrap. When used as gift wrap, you're actually giving two gifts instead of one. Fran's developed a bag closure using a recycled item. Make up a stash to have ready for your personal and gift giving needs.

Instructor: Fran Heisey \$30

Class Schedule

RAG QUILT

Saturday, November 14, 9:30-3:30

Cuddle up tonight in one of the coziest and easy to make quilts! Made from your combination of flannel, brushed, or woven cotton and a quilt-as-you-go technique, you'll be ready to clip those seams for the raggy look by afternoon. If you can cut a square and sew an x, you'll be a pro with a rag quilt. The pattern is easily adapted to any size quilt. ☎



Instructor: Denise Matson \$45

BEADING IN A BIG WAY

Sunday, November 15, 12:30-3:30

Have you ever wanted to sew larger beads or buttons onto your quilts, but weren't sure how to make them look both great and secure? You will create a sampler displaying a variety of techniques for beautifully and securely attaching larger beads, buttons, and cabochons to quilts or other fabric items. Beginning Bead Embellishment class or prior experience with bead embroidery helpful but not required.

Instructor: Lisa Binkley \$30

BEGINNING HAND APPLIQUE

Tuesday, November 17, 9:30-12:30


Learn the basics of needle-turn hand appliqué. You will prepare the template, cut the fabric, and learn how to sew on your appliqué piece.

Instructor: Krista Wallace \$30

ANNUAL HUNTING PARTY: DINNER, PRIVATE SHOPPING, AND A CLASS

Friday, November 20, 5:30-10:00

What better way to start the hunting season than to spend an evening at the quilt store? We'll start with dinner, then you'll have private shopping, and end with a great class using the Quarter Cake pattern from Creek Side Quilts.



Instructor: Irene Stoll \$50

MORE ADVENTURES WITH EQ

Sunday, November 22, 12:30-3:30

Did the basics of EQ6 leave you wanting more? Here is an opportunity to explore what can be done with this amazing program. This class will explore designing complicated and fabulous blocks to add to your collection. Basic knowledge of EQ6 is needed. Bring your laptop and work along with the instructor or just observe.

Instructor: Evelyn Larrison \$30

PAPER PIECING

Thursday, December 3, 5:30-8:30

Learn an easy way to sew complicated angles and handle small pieces by using the paper piecing technique. Kathy has developed an easy method of teaching the steps involved in accurate paper piecing.

Instructor: Kathy Doyle \$30

BEADED ORNAMENTS

Saturday, December 5, 9:30-3:30

2010 debut of Lisa's newest ornaments. Lisa's beaded ornaments are becoming a collector's item. You will explore both simple and more complex bead embroidery techniques while creating a beautiful beaded ornament. Both basic and more advanced bead embroidery techniques will be taught, as well as some basic thread embroidery stitches. No bead embroidery experience is necessary. Students who have taken the Introduction to Bead Embroidery class or have some experience with bead embroidery will learn additional techniques in this fun class. ☎

Instructor: Lisa Binkley \$50

Thanks to Madison Sewing & Vacuum we have several Janome sewing machines that are available to rent for a modest charge if you are unable to bring your machine to a class. We also have a needle felting machine that may be rented on an hourly basis.

www.millhousequilts.com

Check out the classes online for more photos and updates.

CLASS AND EVENT POLICIES

You may register for a class in person or by phone (608) 849-6473. Classes/events must be paid for at the time of registration. A class supply list can be picked up at the store, or mailed to you. Double punches will be given on your punch card for class supplies. Cancellations more than one week before a class/event will forfeit 10 percent of the fee. Cancellations one week or less before a class/event will forfeit the entire fee. Refunds are given as store credit. Mill House Quilts reserves the right to cancel a class/event one week before if there is insufficient enrollment. You may send someone in your place. Our classrooms are upstairs. We are happy to assist you in carrying sewing machines.

☎ Our all day classes have the option of a catered lunch, or bring your own brown bag lunch.

September

SUNDAY	MONDAY	TUESDAY	WEDNESDAY	THURSDAY	FRIDAY	SATURDAY				
		6" Block of the Month Club 9:30-11:00	1	2	Block of the Month Club 10:00-11:00	3	4	5		
6	7	8	9	Strip Club 6:00-7:30	10	Applique Club 9:30-11:30	11	12		
	CLOSED: LABOR DAY			QUILT EXPO						
13	14	15	UFO Club 9:30-10:30 Gadget Guru 10:30-1:30	16	EQ Club 10:00-11:00 Beginning Quilting 5:30-8:30 Beginning Sewing for Kids 6:00-8:00	17	Cyndication 10:00-12:30	18	Scrap Club 9:30-10:30	19
20	Pockets A Plenty 9:30-12:30	21	22	Beginning Quilting 9:30-12:30	23	Beginning Quilting 5:30-8:30 Cleaning Out the Sewing Room 5:30-8:30	24	Beginning Bead Embellishment 9:30-3:30	25	26
27	Pockets A Plenty 9:30-12:30	28	Fabric Selection Made Easy 9:30-12:00 Mastering Hand Quilting 1:00-4:00	29	Beginning Quilting 9:30-12:30	30				

October

SUNDAY	MONDAY	TUESDAY	WEDNESDAY	THURSDAY	FRIDAY	SATURDAY							
				Block of the Month Club 10:00-11:00 Beginning Quilting 5:30-8:30 Carriage Wheel Rug 5:30-8:30	1	Button Back Runner 9:30-4:00	2	3					
				BUS HOP									
Beginning Electric Quilt 12:30-3:30	4	Crazy Quilt Workshop 1:00-4:00	5	6" Block of the Month Club 9:30-11:00 Fall is in the Air 12:30-4:30	6	Quick & Easy 9:30-12:30 Crazy Quilt Workshop 9:30-3:30	7	Beginning Quilting 5:30-8:30 Carriage Wheel Rug 5:30-8:30 Strip Club 6:00-7:30	8	Prairie Sampler Workshop 9:30-3:30 Applique Club 9:30-11:30	9	Scrap Club 9:30-10:30	10
11	12	Oval Toothbrush Rug 9:30-12:30 Easy Runner 12:30-3:30	13	Beginning Quilting 9:30-12:30 Rag Quilt 9:30-3:30	14	Background Bonanza 9:30-3:30 Beginning Quilting 5:30-8:30 Nearly Insane Reunion 6:30-7:30	15	Trees for Sale 9:30-3:30	16	17			
18	19	Oval Toothbrush Rug 9:30-12:30	20	Beginning Quilting 9:30-12:30 UFO Club 9:30-10:30 Gadget Guru 10:30-1:30	21	EQ Club 10:00-11:00 Beginning Quilting 5:30-8:30	22	Prairie Sampler Workshop 9:30-3:30 Turquoise Trail 9:30-3:30	23	Beading on the Edge 9:30-12:30	24		
25	26	I Spy—Not Just for Kids 9:30-3:30	27	Beginning Quilting 9:30-12:30	28	Table Topper 5:30-8:30	29	Table Topper 9:30-4:00	30	31			
						ST. JOHN'S PIECEMAKERS' QUILT SHOW							



100 Baker Street • Waunakee, WI 53597

Hours: Monday – Saturday, 9am – 5pm

Thursday, 9am – 8pm • Sunday, 12 – 4pm

SEPTEMBER–DECEMBER 2009

PRSRT STD
U.S. POSTAGE
PAID
Permit No. 1121
Madison, WI

BUSES WELCOME!

MAILING LIST UPDATE

Please notify us if there are any changes or errors in your address. Email us at info@millhousequilts.com.

Include both your old, or incorrect, and new, or correct, information.



ANNUAL SALE!

THURSDAY-SUNDAY, NOVEMBER 19-22

November

SUNDAY	MONDAY	TUESDAY	WEDNESDAY	THURSDAY	FRIDAY	SATURDAY				
1	2	6" Block of the Month Club 9:30-11:00 <i>Stay and Sew Until 4:00</i>	Beginning Quilting 9:30-12:30	Fan Sweatshirt Jacket 9:30-12:30 Block of the Month Club 10:00-11:00 Oval Rug 5:30-8:30	Cotton Theory Help Line 9:30-4:00	Quilt Appraisals 9:00-5:00				
8	9	Fabric Odyssey 9:30-12:30	Tee Shirt Quilt 9:30-2:00	Oval Toothbrush Rug 5:30-8:30 Strip Club 6:00-7:30	Applique Club 9:30-11:30 Irene's Hold Anything Bag 1:00-3:30	Scrap Club 9:30-10:30 Rag Quilt 9:30-3:30				
Beading in a Big Way 12:30-3:30	15	Beginning Hand Applique 9:30-12:30	17	UFO Club 9:30-10:30 Gadget Guru 10:30-1:30	18	Fan Sweatshirt Jacket 9:30-12:30 EQ Club 10:00-11:00 Sylvia's Club 6:30-7:30	19	Annual Hunting Party 5:30-10:00	20	21
ANNUAL SALE: November 19–22										
More Adventures with EQ 12:30-3:30	22	23	24	25	CLOSED: HAPPY THANKSGIVING	26	27	28		
29	30									

December

		6" Block of the Month Club 9:30-11:00 <i>Stay and Sew Until 4:00</i>	1	2	Block of the Month Club 10:00-11:00 Paper Piecing 5:30-8:30	3	4	Beaded Ornaments 9:30-3:30	5
6	7	8	9	Strip Club 6:00-7:30	10	Applique Club 9:30-11:30	11	Scrap Club 9:30-10:30	12
13	14	15	UFO Club 9:30-10:30	16	EQ Club 10:00-11:00 Sylvia's Club 6:30-7:30	17	18	19	
20	21	22	23	CLOSED: MERRY CHRISTMAS	24	CLOSED: MERRY CHRISTMAS	25	26	
27	28	29	30	31					