

Mill House Quilts

100 Baker Street • Waunakee, WI 53597

(608) 849-6473 • quilts@chorus.net • www.millhousequilts.com

Hours: Monday – Saturday, 9am – 5pm • Thursday, 9am – 8pm • Sunday, 12 – 4pm

YOUR QUILTING HAVEN

SPRING 2007



Parade of Homes

JUNE 9–24

Mill House is decorating a room in the Loren Imhoff Builders parade home in Blackhawk, on the far west side of Madison.

We're having fun planning the perfect quilting room. Come see how it turns out!

THE CHANGE OF SPRING IS IN THE AIR.

As I write this, our snowman is holding an umbrella, it's raining hard, and the ground is completely white. By the time you read this, it could be raining hard, but the ground should be brown with patches of new green. Our flowers will be starting to come up. We saved hollyhock seeds last year and hope to have seedlings to hand out at the Garden Tea Party on May 6. The deep burgundy flowers were gorgeous! It's been just a year since we bought the business and the changes in the store and our lives have been fun. Change is good. Speaking of changes, the Nearly Insane top that Kathy and I have been working on is almost done. I'm stuck on one block, but we're adding sashing and putting together as many rows as we can anyway. If I can't get it in time, I'll suggest to Kathy that we change our idea of a "finished" top to an "almost finished" top. Many thanks to Diane Loui who loaned us her gorgeous Nearly Insane quilt to hang in the store. Happy Spring to all of you.

Dianne

Save the Date

PRAIRIE HERITAGE QUILT
SHOW & COMPETITION

March 25–27 • Sun Prairie

2ND ANNUAL
GARDEN PARTY

May 6 • 1:00–3:00 • At Mill House

SW WI TECHNICAL COLLEGE
SEWING & QUILTING EXPO

June 1–2 • Fennimore, WI

9TH ANNUAL SOUTH
CENTRAL WISCONSIN
QUILTERS ROAD TRIP

July 25–29

QUILT EXPO

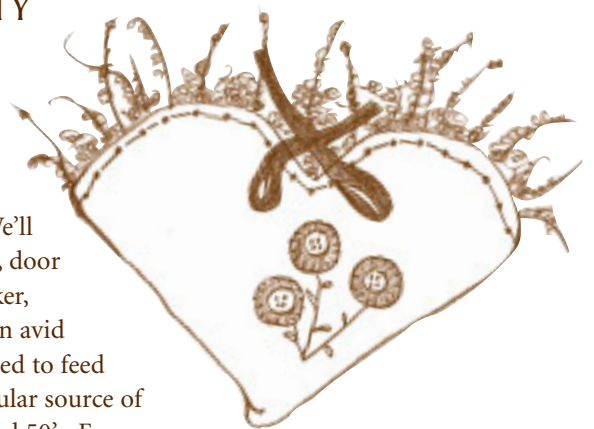
Sept. 13–15 • Alliant Energy Center

WOOL EXTRAVAGANZA

October 12–13 • At Mill House

GARDEN TEA PARTY

Join us Sunday afternoon, May 6 from 1:00–3:00 for our second annual Garden Tea Party. We had a great time last year and plan on an even bigger event this year. We'll have a quilt show, fancy food, door prizes, gifts, and a great speaker, Christine Motl. Christine is an avid collector of anything connected to feed sacks. Feed sacks were a popular source of fabric especially in the 40's and 50's. Farmers would choose their feed bags based on the fabric design. Christine's engaging presentation will include lots of samples of items from feed sacks, both quilts and other things, and lots of information on the main era of feed sack usage. Did you know there are places where you can still buy feed sack fabric today? If you have any feed sack items or floral quilts, please bring them to show. **Cost: \$25**



News & Notes

PRAIRIE HERITAGE QUILT SHOW

MARCH 25-27 • SUN PRAIRIE

The Prairie Heritage Quilt Show in Sun Prairie is always a great show. Stop in to Mill House on your way to or from the show and register to win a **\$200 Mill House Quilts Gift Certificate**. You must sign up in the store. We will draw the winning name at 5:00 on Tuesday.

INTERNATIONAL QUILT SHOW

APRIL 13 • CHICAGO, ILLINOIS

Would you like to go to the International Quilt Show in Chicago and not have to worry about driving or parking? Mill House is sponsoring a bus to the Chicago show on Friday, April 13. The store will open at 6:30am (please park behind the store). The bus will leave at 7:15 am, returning about 7:30. The fee includes your bus ride, show ticket, and snacks down and back. Janice and Krista will have door prizes on the bus and can open the store for your private shopping when you return.

MADISON AREA BUILDERS ASSOCIATION PARADE OF HOMES

JUNE 9-24



Mill House is decorating a room in the Loren Imhoff Builders parade home in Blackhawk, on the far west side of Madison. We're having a great time planning the perfect quilting room and trying to decide how messy we should make it look. Come see what we decide.

WOOL EXTRAVAGANZA

OCTOBER 12-13

The Wool ladies are coming October 12-13 with a truck load of their hand dyed wool, patterns, and kits. We're going to have a fun two days devoted to wool. On Friday we'll have an all day Beginning Wool Applique workshop. On Saturday we'll have an all day Beginning Primitive Rug Hooking workshop. There will be some other, shorter, classes also. Mark your calendars now!

www.millhousequilts.com

Our web site is up and running. More photos of class samples are available on the site. Periodic updates between newsletters are also available. Watch for more offerings in the future. Check us out.

NEW PRODUCTS

I can't believe I forgot this section in the last newsletter. If you're ever wondering if we have ordered a fabric, feel free to call the store and ask. We have a number of full lines which have recently arrived including: Moda's Canoe Country and Renewal, Benartex's Winsome (we have a sample made up using a new Bean Counter Quilts pattern), and Clothwork's Blossom Thyme. In May we expect full lines of Star of Wonder by Benartex, Santa's Got the Goods, Simply Snowmen, and Everything Autumn by Clothworks, Deck the Halls and A Yultide Blessing by Moda. We just received Benartex's Baby Genius on bolts and in kits packaged in wonderfully cute boxes. Andover's Daylily Days and the Need'l Love Daylily Days book are in. We have lots and lots of Christmas fabrics ordered from Hoffman, Kaufman, RJR, Moda, Andover, and Troy. It's mostly arriving in May and June, so if you want an early look, come in before July. From Kaufman we have ordered Florentine, Florentine II, Silent Beauty, and more Imperial. We have many batiks ordered from Hoffman and Island Batiks. The newest books from C & T and That Patchwork Place arrive each month.

GADGET GURU

Judy's latest gadget tip for us is the Guidelines Ruler. This 6x24 inch ruler is designed for easy, precise rotary cutting. It's made of a non-slip material and has a quarter inch high barrier between the cutter and your fingers. There are slots on the ruler into which you lock fabric guides which are aligned with the measurement you need to cut. Bright colors make it easy to position the ruler along the fabric edge. You may also purchase Finished-Size Guides which when in position include the seam allowance. No math is required to make squares, rectangles, half or quarter square triangles and other commonly cut shapes. Finished-Size Guides do the math for you.

MILL HOUSE STAFF CHALLENGE

Mill House now creates 2 1/2" strip bales in addition to our fat and skinny quarter bales. The staff was challenged to use 2 1/2" strips in the project of their choosing. We have a jacket, table runner, several wall hangings, and a bed quilt. Several of the projects are original designs. We will hang the challenge in April for you to enjoy.

EMAIL NEWSLETTER RECIPIENTS

In order to make sure that you receive your Mill House Quilts newsletter, we are sending this issue to you by snail mail and email. We are still working on an effective email system.

Clubs

Mill House Quilts has eight monthly clubs which meet to share a common interest in a social setting. Any club can be joined at any time. All the clubs are free except appliqué. Several require a book purchase.

ENGLISH PAPER PIECING CLUB

1st Sunday of the Month • 1:00-3:00pm

Our English Paper Piecing Club is for those who love to do English paper piecing which is forming fabric around a paper shape. The club meets the first Sunday of the month from 1:00-3:00. Bring whatever project you're working on, or have Marilyn inspire you with one of hers. She's done some awesome fussy cutting for great projects! Hosted by Marilyn Zipsie. **FREE**

6-INCH BLOCK OF THE MONTH CLUB

1st Tuesday of the Month • 9:30-11:00am

The 6-inch Block of the Month Club meets the first Tuesday of the month from 9:30-11:00am. Each month a new six inch block is presented using any technique needed for that block. The club is loosely based on the book *Teach Yourself Blocks From the Past* by Marie Henry. This is a great chance to make new friends and use up scraps! New members are welcome to join at any time. Hosted by Kathy Willis. **FREE**

2006 MACHINE PIECING BLOCK OF THE MONTH CLUB

1st Thursday of the Month • 10:00-11:00am

This year's blocks are from the book *Doubledipity* by Sarah Nephew. One or more blocks are presented each month along with refreshments. Anyone may join at any time. Meetings are the first Thursday of the month from 10:00 – 11:00am. Book and Super 60 ruler are necessary. Come join the fun! **FREE**

UFO CLUB

3rd Wednesday of the Month • 9:30-10:30am

UFO Club is for anyone who can claim to have three or more UnFinishedObjects (quilts). The club meets monthly on the third Wednesday of the month from 9:30-10:30am. Register your UFO's by bringing them to any meeting. To qualify as a genuine UFO, your quilted item must need more than the binding. Each time you complete a UFO, you may enter your name to win a \$50.00 Mill House gift certificate. The drawing for the gift certificate will be at the June meeting. Optional: You may stay and work on your projects until noon. Hosted by Kay Staskal and Dianne Larson. **FREE**

RICKY TIMS CLUB

3rd Wednesday of the Month • 1:00-2:00pm

Ricky Tims was in Madison for a weekend seminar in July, 2006. He captivated his audience with class and technique lectures. This club is for anyone who is the owner of a Ricky Tims white notebook and wants to try Ricky's methods or discuss them in a group. Ricky Tims Club meets the third Wednesday afternoon from 1:00-2:30pm September through May. **FREE**

APPLIQUE CLUB

3rd Thursday of the Month • 6:30-8:30pm or

3rd Friday of the Month • 10:00am-12:00pm

Applique Club meets on the third Thursday of the month from 6:30-8:30pm OR the third Friday from 10:00am-12:00pm October through June. Bring your projects to work on. Each month Kay will demonstrate a small project. Kit purchase for the project is optional. Hosted and taught by Kay Staskal. **\$15.00**

NEARLY INSANE CLUB

3rd Thursday of the Month • 6:30-8:30pm



As the name implies, we're not quite crazy although some people may wonder at the challenge we have undertaken. *Nearly Insane* is a book by Liz Lois documenting a quilt made in 1870. The quilt has 98 six inch blocks. Some blocks are simple and others have lots and lots of pieces. Each month Kathy will present 4 blocks and discuss the best ways to construct each one. We expect the club to last 2½-3 years and anyone can join at any time. Meetings are the third Thursday, 6:30-8:30pm. Book required. Taught by Kathy Doyle **FREE**

PUNCH & COOKIES CLUB

4th Thursday of the Month • 6:30-8:30pm or

4th Friday of the Month • 9:30-11:00am

We've got a great club for punch needle lovers. Punch and Cookies Club offers an exclusive punch needle kit and cookie recipe each month available only to those in the club. Just bring your hoop and needle and be ready to go. Krista or Kay will provide samples of the cookie of the month at each month's meeting. Orders will be taken for the next month's punch needle design at each meeting or until the first Tuesday of the month. Only those who order kits will receive them. Kit price is \$12.95. Meetings are the fourth Thursday, 6:30-8:00pm OR the fourth Friday, 9:30-11:00am starting in January. Hosted by Krista Wallace and Kay Bauerle.

Class Schedule

Learn New Techniques. Meet New People.

Sign up for a class today!

INTERMEDIATE QUILTING

Wednesdays, March 28, April 4, & 11, 9:30-12:30

Are you ready to stretch your block building skills beyond straight lines and triangles? Our Intermediate class will increase your knowledge, skill, and confidence in quilting while you learn to master "hard" blocks. *The Underground Railroad* by Eleanor Burns will be used along with some specialty rulers.

Instructor: Denise Matson.....\$45

RAG QUILT

Saturdays, April 14 & 21, 9:30am-12:30pm

Cuddle up tonight in one of the coziest and easy to make quilts! The soft, cuddly rag quilt is made from flannel or brushed cotton with a quilt-as-you-go technique. If you can cut squares and sew an x, you'll be a pro with a rag quilt. The pattern is easily adapted to any size you want. Pattern required.

Instructor: Janice Laufenberg.....\$45

FRENCH BRAID QUILT

Saturdays, April 14, May 5 & 19, 9:30-12:30

French Braid is rapidly becoming an all time favorite. We have added the third session because everyone wants to see everyone's quilt. Most of the first class is spent making sure your 12-15 fabrics flow together well. The actual braid construction is easy piecing. Assembly has a few tips to learn. We are happy to help you with fabric selection before class.

Instructor: Dianne Larson.....\$45

FRAMING

Tuesday, April 17, 9:30-12:00

Do you have some extra quilt blocks lying around? Ever thought of putting one on point and framing it? This class will teach you how to frame small quilts. You may choose either metal or wood frames.

Instructor: Dianne Larson.....\$30

TRIP AROUND THE WORLD

Wednesdays, April 18, May 2, & May 16, 9:30-12:30

Learn the secrets to fast, accurate piecing of this perennial favorite pattern. It's great with any style of fabric, easy to make any size you want, and looks great with or without borders. You'll learn a fast, accurate no-mark way to quilt the quilt. You should have a completed, or almost completed, quilt by the end of the third session and the knowledge to whip up a quilt whenever one is needed.

Instructor: Lois Jarvis.....\$50

DESIGNER TOTE BAG

Tuesday, April 24, 2007, 10:00-3:00

This is the tote bag of tote bags.

It's got multiple outside and inside pockets and is strong enough to carry lots of stuff. Designed by Fons & Porter, this bag is meant to be used. Mary comes to Mill House with lots of prior teaching experience and as the designer of our adorable Sports Fan Snowman pattern. Our all day classes have the option of ordering a catered lunch through us for \$10, or bringing your own brown bag lunch. Lunch breaks have become a great part of our day long classes.

Instructor: Mary Cain.....\$35



BEGINNING QUILTING

Wednesdays, April 25, May 2, 9, 16, 23, & 30, 9:30-12:30

From how to pick fabrics to sewing on the binding (that's the final edge of the quilt), this is a complete start to finish beginner's class. In six weeks you will learn about fabric selection, rotary cutting, piecing, sashing, borders, quilting, and binding. You'll be delighted to complete your first quilt.

Instructor: Denise Matson.....\$78

CARRIAGE WHEEL & TOOTHBRUSH RUGS

Fridays, April 27 & May 4, 9:30-11:30

Do you need some rugs, chair pads, or table mats? These patterns can be made in multiple sizes using cotton or wool fabrics. Phyllis will teach both patterns so you'll gain lots of rug knowledge. The carriage wheel rug needs a round frame, 10" or bigger. If you want a real carriage wheel and don't have one, arrangements can be made with Phyllis to borrow or buy one of hers. Toothbrush rugs are named for the original needle which was the handle of a toothbrush.

Instructor: Phyllis Karr.....\$35

STAR TABLE RUNNER

Friday, April 27 & May 4, 9:30-12:00

Here's a great runner that adds just a little bit of wool appliqué for some added texture. If you've ever shied away from appliqué, or never sewn with wool, this is the perfect place to learn. The runner is 20" x 60" and has 5 star blocks. We will have some kits available for your convenience. Pattern required.

Instructor: Krista Wallace.....\$35

Class Schedule

PANSY GARLAND

Thursday, May 3, 6:00-8:30pm

You'll fall in love with these pansies and may end up making lots and lots of them. Pansy Garland is 5 pansies on a ribbon hung with two miniature pansies. If you want to learn about paper piecing, or if you already have fallen in love with paper piecing (it's a great easier way to get complicated looking piecing), you'll enjoy this class.

Kathy is a great paper piecing instructor.

Instructor: Kathy Doyle \$28

MACHINE QUILTING

Tuesday, May 8, 10:00-3:00

Learn to do your own machine quilting from the Quilter's Coach, Cindy Fenster. Cindy has extensive quilting experience on both home sewing and longarm machines. She specializes in making machine quilting a comfortable and creative process, enabling quilters to get the most out of their home sewing machines. Cindy will help you decide what quilting patterns will best enhance your quilt and then the logistics of how to actually get the quilting onto your quilt. Our all day classes have the option of ordering a catered lunch through us for \$10, or bringing your own brown bag lunch. Lunch breaks have become a great part of our day long classes.

Instructor: Cindy Fenster \$50

A TISKET, A TASKET: BASKET MANIPULATIONS

Tuesday, May 15, 9:30-4:00



Baskets are perhaps one of the most popular designs in patchwork. Come play in today's class, using strip piecing techniques to create a variety of basket patterns. In addition to five different basket variations, the cut-aways Linda has become so well known for are perfect for three different bonus quilts. That's a total of


eight quilts in one class! Our all day classes have the option of ordering a catered lunch through us for \$10, or bringing your own brown bag lunch. Lunch breaks have become a great part of our day long classes.

Instructor: Linda Halpin \$55

FRAMING

Saturday, June 9, 9:30-12:00

Do you have some extra quilt blocks lying around? Ever thought of putting one on point and framing it? This class will teach you how to frame small quilts. You may choose either metal or wood frames.



Instructor: Dianne Larson \$30

OVAL TOOTHBRUSH RUG

Sunday, June 10, 12:00-2:00

This is a great rug with a crazy name. It's made with a needle that at one time was made from a toothbrush handle. The rug can be made any size, and out of cotton or wool, so it's easy to customize for wherever you need it.


Instructor: Phyllis Karr \$20

CARRIAGE WHEEL RUG

Sunday, June 10, 2:00-4:00

Do you need a round rug, table mat, or chair pad? This rug pattern is very adaptable to any size. You may use cotton or wool fabrics. If you want to use a carriage wheel and don't have one, Phyllis can loan or sell you a wheel.

Instructor: Phyllis Karr \$20



BEGINNING QUILTING CLASS

Wednesdays • 9:30am-12:30pm

April 25, May 2, 9, 16, 23, & 30

CLASS AND EVENT POLICIES

Please call (608) 849-6473 or stop in for class registration. Classes must be paid for at the time of registration. You may register in person or by phone. A class supply list can be picked up at the store or mailed for a small fee. Double punches will be given on your punch card for class supplies. Cancellations more than one week before a class will forfeit 10 percent of the class fee. Cancellations less than one week before a class will forfeit the entire class fee. Mill House Quilts reserves the right to cancel a class one week before the class if there is insufficient enrollment. You may send someone in your place. Our classrooms are upstairs. We are happy to assist you in carrying sewing machines.

Class Schedule

CURVED PIECED FLAG

Tuesday, June 12, 9:30-12:30

Just in time for Flag Day! You'll love this 10" x 12" flag that will be just right and completed for Flag Day on June 14. (That means this is a quickly finished small quilt). In addition to a cute flag to display, you'll also learn an easy curved piecing method which you will be able to adapt to future projects.

Instructor: Lois Jarvis \$30

COTTON THEORY PLACEMAT PLUS

Saturday, June 16, 9:30-4:00

The Cotton Theory is a completely reversible, quilt as you go method of quilting. It's especially great for placemats and table runners. One of the techniques you'll learn is a two tone binding so both sides really are completely reversible. You will choose to start a set of either two or four placemats. The Cotton Theory book is required, so you'll have many more patterns to try after the class. Cathi is a Cotton Theory instructor who used to work for Betty Cotton. Our all day classes have the option of ordering a catered lunch through us for \$10, or bringing your own brown bag lunch. Lunch breaks have become a great part of our day long classes.

Instructor: Cathi Baus \$50

PAINT STICKS

Thursday, June 21, 9:30-12:30

We're having an outside class! You can let the kid inside you or the adult designer come out as you play with paint sticks on fabric. Lois will teach lots of tricks and techniques to using paint sticks as a means of embellishing your fabric and quilts. If it rains, we'll either be on the covered ramp, or go inside and ask you to be very neat.

Instructor: Lois Jarvis \$30

MASTERING HAND APPLIQUE

Friday, June 22, 9:30-3:30

Learn all the tricks for hand appliqué from the master herself, Linda Halpin. You'll gain confidence and skill for all your future appliqué needs. Our all day classes have the option of a catered lunch for \$10, or you may bring your own brown bag lunch.


Instructor: Linda Halpin \$55

CROOKED PINE CAMP

Thursday, June 28, 6:00-8:30pm

Escape to the north woods with this cozy cabin. If you want to learn about paper piecing, or if you already have fallen in love with paper piecing (it's a great easier way to get complicated looking piecing), you'll enjoy this class. Kathy is a great paper piecing instructor.

Instructor: Kathy Doyle \$28



CLASS AND EVENT POLICIES


Please call (608) 849-6473 or stop in for class registration. Classes must be paid for at the time of registration. You may register in person or by phone. A class supply list can be picked up at the store or mailed for a small fee. Double punches will be given on your punch card for class supplies. Cancellations more than one week before a class will forfeit 10 percent of the class fee. Cancellations less than one week before a class will forfeit the entire class fee. Mill House Quilts reserves the right to cancel a class one week before the class if there is insufficient enrollment. You may send someone in your place. Our classrooms are upstairs. We are happy to assist you in carrying sewing machines.

April

SUNDAY	MONDAY	TUESDAY	WEDNESDAY	THURSDAY	FRIDAY	SATURDAY
1 English Paper Piecing Club 1:00 – 3:00pm	2	3 Block of the Month Club 9:30 – 11:00am	4 Intermediate Quilting 9:30am – 12:30pm	5 Doubledipity Block of the Month Club 10:00am – 11:00am	6	7
8 CLOSED Easter	9	10	11 Intermediate Quilting 9:30am – 12:30pm	12	13 Bus to International Quilt Show—Chicago	14 Rag Quilt Class 9:30am – 12:30pm French Braid Class 9:30am – 12:30pm
15	16	17 Framing 9:30am – 12:00pm	18 Trip Around the World 9:30 – 12:30pm UFO Club 9:30 – 10:30am Ricky Tims Club 1:00 – 2:30pm	19 Nearly Insane Club 6:30 – 8:30pm Applique Club 6:30 – 8:30pm	20 Applique Club 10:00am – 12:00pm	21 Rag Quilt Class 9:30am – 12:30pm
22	23	24 Tote Bag Class 10:00am – 3:00pm	25 Beginning Quilting 9:30am – 12:30pm	26 Punch & Cookies Club 6:30 – 8:00pm	27 Star Table Runner 9:30am – 12:00pm Punch & Cookies Club 9:30 – 11:00am Carriage Wheel & Toothbrush Rug Class 9:30 – 11:30am	28
29	30					

May

SUNDAY	MONDAY	TUESDAY	WEDNESDAY	THURSDAY	FRIDAY	SATURDAY
		1 Block of the Month Club 9:30 – 11:00am	2 Trip Around the World 9:30am – 12:30pm Beginning Quilting 9:30am – 12:00pm	3 Pansy Garland 6:00 – 8:30pm Doubledipity Block of the Month Club 10:00 – 11:00am	4 Star Table Runner 9:30am – 12:30pm Carriage Wheel & Toothbrush Rug Class 9:30 – 11:30am	5 French Braid Class 9:30am – 12:30pm
6 Garden Tea Party 1:00 – 3:00pm English Paper Piecing Club 1:00 – 3:00pm	7	8 Machine Quilting 10:00am – 3:00pm	9 Beginning Quilting 9:30am – 12:30pm	10	11	12
13	14	15 Basket Manipulations 9:30am – 4:00pm	16 Beginning Quilting 9:30am – 12:30pm Trip Around the World 9:30am – 12:30pm UFO Club 9:30 – 10:30am Ricky Tim's 1:00 – 2:30pm	17 Applique Club 6:30 – 8:30pm Nearly Insane Club 6:30 – 8:30pm	18 Applique Club 10:00am – 12:00pm	19 French Braid Class 9:30am – 12:30pm
20	21	22	23 Beginning Quilting 9:30am – 12:30pm	24 Punch & Cookies Club 6:30 – 8:00pm	25 Punch & Cookies Club 9:30 – 11:00am	26
27	28 CLOSED Memorial Day	29	30 Beginning Quilting 9:30am – 12:30pm	31		



Mill House Quilts
 100 Baker Street
 Waunakee, WI 53597

SPRING 2007

PRSR STD
 U.S. POSTAGE
PAID
 Permit No. 1121
 Madison, WI

What's New?

NOW ONLINE!

Check out our website for more sample class photos and what's new at Mill House Quilts. We'll also post periodic updates to our newsletter.

www.millhousequilts.com

NEW ARRIVALS!

Our complete line of Christmas 2007 fabrics arrive in early May and June. Shop early for best selection. Our staff would be happy to help you with your fabric selections.

June

SUNDAY	MONDAY	TUESDAY	WEDNESDAY	THURSDAY	FRIDAY	SATURDAY
					1	2
3 English Paper Piecing Club 1:00 – 3:00pm	4	5 Block of the Month Club 9:30 – 11:00am	6	7 Doubledipity Block of the Month Club 10:00 – 11:00 am	8	9 Framing Class 9:30am – 12:00pm
10 Toothbrush Rug Class 12:00 – 2:00 pm Carriage Wheel Rug Class 2:00 – 4:00pm	11	12 Curved Pieced Flag Class 9:30am – 12:30pm	13	14	15 Applique Club 10:00am – 12:00pm	16 Cotton Theory Placemat Plus 9:30am – 4:00pm
17	18	19	20 UFO Club 9:30 – 10:30am	21 Paint Sticks 9:30am – 12:30pm Applique Club 6:30 – 8:30pm Nearly Insane Club 6:30 – 8:30pm	22 Mastering Hand Applique 9:30am – 3:30pm	23
24	25	26	27	28 Cabin Paper Piecing 6:00 – 8:30pm Punch and Cookies Club 6:30 – 8:00pm	29 Punch and Cookies Club 9:30 – 11:00am	30